

HOSPITAL MENTAL RUDESINDO SOTO
890500810-4
EJECUCION CONSOLIDADA DE INGRESOS

PAG. : 1

MES DICIEMBRE DEL 2021

RUBRO	NOMBRE	PRESUPUESTO Y MODIFICACIONES				RECONOCIMIENTOS			RECAUDOS			SALDO NO AFORADO	SALDO POR RECAUDAR	SALDO POR EJECUTAR
		INICIAL	ADICIONES	REDUCC	PRES .DEF.	MESES ANT.	DEL MES	TOTAL	MESES ANT.	DEL MES	TOTAL			
1	INGRESOS	6,782,930,424	3,875,410,084	0	10,658,340,508	15,239,282,051	1,842,735,633	17,082,017,685	7,819,388,779	2,649,512,563	10,468,901,342	5,950,475,236	6,613,116,343	189,439,165
10	DISPONIBILIDAD INICIAL	0	1,222,271,540	0	1,222,271,540	1,222,271,540	0	1,222,271,540	1,222,271,540	0	1,222,271,540	0	0	0
11	INGRESOS CORRIENTES	6,762,930,424	0	0	6,762,930,424	11,360,400,274	954,388,373	12,314,788,647	3,940,507,001	1,761,165,303	5,701,672,304	2,462,392,884	6,613,116,343	1,061,258,120
111	INGRESOS DE EXPLOTACION	6,760,930,424	0	0	6,760,930,424	11,308,186,070	954,703,216	12,262,889,286	3,888,292,797	1,761,480,146	5,649,772,943	2,379,285,523	6,613,116,343	1,111,157,481
1111	VENTA DE SERVICIOS	6,760,930,424	0	0	6,760,930,424	11,308,186,070	954,703,216	12,262,889,286	3,888,292,797	1,761,480,146	5,649,772,943	2,379,285,523	6,613,116,343	1,111,157,481
111101	E.P.S REGIMEN SUBSIDIADO	5,952,038,955	0	0	5,952,038,955	8,626,876,727	906,620,433	9,533,497,160	3,355,582,125	1,096,657,906	4,452,240,031	1,812,568,705	5,081,257,129	1,499,798,924
11110101	EVENTO	5,952,038,955	0	0	5,952,038,955	6,643,344,575	694,308,921	7,337,653,496	1,720,135,484	919,535,842	2,639,671,326	0	4,697,982,170	3,312,367,629
11110102	CAPITA	0	0	0	0	1,983,532,152	212,311,512	2,195,843,664	1,635,446,641	177,122,064	1,812,568,705	1,812,568,705	383,274,959	-1,812,568,705
111102	EPS REGIMEN CONTRIBUTIVO	394,578,598	0	0	394,578,598	1,623,421,268	-40,015,355	1,583,405,913	98,371,074	206,444,260	304,815,334	0	1,278,590,579	89,763,264
11110201	POS	394,578,598	0	0	394,578,598	1,623,421,268	-40,015,355	1,583,405,913	98,371,074	206,444,260	304,815,334	0	1,278,590,579	89,763,264
111108	OTRAS VENTAS DE SERVICIOS DE SALUD	414,312,871	0	0	414,312,871	1,057,888,075	88,098,138	1,145,986,213	434,339,598	458,377,980	892,717,578	566,716,818	253,268,635	-478,404,707
11110801	ENTIDADES DE REGIMEN ESPECIAL	22,632,000	0	0	22,632,000	133,554,207	8,385,701	141,939,908	51,229,611	52,082,350	103,311,961	80,750,328	38,627,947	-80,679,961
11110803	USUARIOS VINCULADOS CUOTAS DE RECUPERACION	6,206,000	0	0	6,206,000	12,165,702	2,902,925	15,068,627	12,165,702	2,902,925	15,068,627	9,025,126	0	-8,862,627
11110804	PARTICULARES	49,809,159	0	0	49,809,159	61,183,976	4,189,948	65,373,924	61,183,976	4,189,948	65,373,924	15,798,648	0	-15,564,765
11110805	I.P.S. PRIVADAS	15,665,712	0	0	15,665,712	170,048,143	30,064,715	200,112,858	102,793,669	18,686,430	121,480,099	106,558,389	78,632,759	-105,814,387
11110809	INIMPUTABLES	255,007,565	0	0	255,007,565	498,782,577	38,240,856	537,023,433	206,966,640	291,547,128	498,513,768	265,615,128	38,509,665	-243,506,203
11110810	EXTRANJEROS	64,992,435	0	0	64,992,435	182,153,470	4,313,993	186,467,463	0	88,969,199	88,969,199	88,969,199	97,498,264	-23,976,764
113	OTROS INGRESOS CORRIENTES	2,000,000	0	0	2,000,000	19,006,204	32,893,157	51,899,361	19,006,204	32,893,157	51,899,361	49,899,361	0	-49,899,361
1133	INGRESOS (CHATARRA, PANADERIA, ALMUERZOS, RECICLAJE)	0	0	0	0	4,730,000	150,000	4,880,000	4,730,000	150,000	4,880,000	4,880,000	0	-4,880,000
1134	INGRESOS (INCAPA)	2,000,000	0	0	2,000,000	5,290,503	6,216,551	11,507,054	5,290,503	6,216,551	11,507,054	9,507,054	0	-9,507,054
1135	RECUPERACIONES DE CARTERA	0	0	0	0	8,985,701	26,526,606	35,512,307	8,985,701	26,526,606	35,512,307	35,512,307	0	-35,512,307
12	INGRESOS DE CAPITAL	20,000,000	0	0	20,000,000	3,471,694	13,105	3,484,799	3,471,694	13,105	3,484,799	0	0	16,515,201
123	RENDIMIENOS FINANCIEROS	20,000,000	0	0	20,000,000	3,471,694	13,105	3,484,799	3,471,694	13,105	3,484,799	0	0	16,515,201
13	CUENTAS POR COBRAR	0	2,599,748,197	0	2,599,748,197	2,599,748,197	888,334,156	3,488,082,353	2,599,748,197	888,334,156	3,488,082,353	3,488,082,353	0	-888,334,156
131	CUENTAS POR COBRAR VIGENCIA.ANTERIOR	0	2,599,748,197	0	2,599,748,197	2,595,239,515	888,334,156	3,483,573,671	2,595,239,515	888,334,156	3,483,573,671	3,483,573,671	0	-883,825,474
1311	REGIMEN SUBSIDIADO	0	2,080,595,790	0	2,080,595,790	2,080,595,790	103,248,213	2,183,844,003	2,080,595,790	103,248,213	2,183,844,003	2,183,844,003	0	-103,248,213
1312	E.P.S REGIMEN CONTRIBUTIVO	0	385,585,294	0	385,585,294	385,585,294	145,582,506	531,167,800	385,585,294	145,582,506	531,167,800	531,167,800	0	-145,582,506
1313	ENTE TERRITORIA L- ATENCION POBLACION POBRE NO CUBIERTA POR SUBSIDIOS DE OFERTA	0	19,240,952	0	19,240,952	19,240,952	0	19,240,952	19,240,952	0	19,240,952	19,240,952	0	0
131301	SISTEMA GENERAL DE PARTICIPACION	0	19,240,952	0	19,240,952	19,240,952	0	19,240,952	19,240,952	0	19,240,952	19,240,952	0	0
1314	OTROS	0	114,326,161	0	114,326,161	109,817,479	402,640,229	512,457,708	109,817,479	402,640,229	512,457,708	512,457,708	0	-398,131,547
13141	REGIMEN ESPECIAL	0	42,576,807	0	42,576,807	38,068,125	172,800	38,240,925	38,068,125	172,800	38,240,925	38,240,925	0	4,335,882
13142	IPS -PRIVADAS	0	70,670,354	0	70,670,354	70,670,354	0	70,670,354	70,670,354	0	70,670,354	70,670,354	0	0
13144	INIMPUTABLES	0	1,079,000	0	1,079,000	1,079,000	121,672,720	122,751,720	1,079,000	121,672,720	122,751,720	122,751,720	0	-121,672,720
13148	CXC VIGENC ANTERIORES DE EXTRANJEROS	0	0	0	0	0	280,794,709	280,794,709	0	280,794,709	280,794,709	280,794,709	0	-280,794,709
132	CUENTAS POR COBRAR OTRAS VIGENCIAS	0	0	0	0	4,508,682	0	4,508,682	4,508,682	0	4,508,682	4,508,682	0	-4,508,682
13242	ENTIDADES DE REGIMEN ESPECIAL	0	0	0	0	4,508,682	0	4,508,682	4,508,682	0	4,508,682	4,508,682	0	-4,508,682
13243	OTROS DEUDORES	0	0	0	0	0	236,863,208	236,863,208	0	236,863,208	236,863,208	236,863,208	0	-236,863,208
14	OTROS INGRESOS NO CORRIENTES	0	53,390,347	0	53,390,347	53,390,347	0	53,390,347	53,390,347	0	53,390,347	0	0	0


mu

HOSPITAL MENTAL RUDESINDO SOTO
890500810-4
EJECUCION CONSOLIDADA DE INGRESOS

PAG. : 2

MES DICIEMBRE DEL 2021


RUBRO	NOMBRE	PRESUPUESTO Y MODIFICACIONES				RECONOCIMIENTOS			RECAUDOS			SALDO NO AFORADO	SALDO POR RECAUDAR	SALDO POR EJECUTAR
		INICIAL	ADICIONES	REDUCC	PRES .DEF.	MESES ANT.	DEL MES	TOTAL	MESES ANT.	DEL MES	TOTAL			
141	OTROS INGRESOS NO CORRIENTES	0	53,390,347	0	53,390,347	53,390,347	0	53,390,347	53,390,347	0	53,390,347	0	0	0
15	TOTAL INGRESOS	6,782,930,424	3,875,410,084	0	10,658,340,508	15,239,282,051	1,842,735,633	17,082,017,685	7,819,388,779	2,649,512,563	10,468,901,342	5,950,475,236	6,613,116,343	189,439,165



JESUS EMILIO RINCON VERA
GERENTE ESE HMRS



MIGUEL ALEXANDER NOGUERA QUINTERO
SUBGERENTE ESE HMRS



ALEXANDER ZAFRA LEPINEUZ
PROFESIONAL ESPECIALIZADO

RUBRO	NOMBRE	PRESUPUESTO Y MODIFICACIONES				COMPROMISOS			OBLIGACIONES			PAGOS			SALDO PRESUP	SALDO CxI
		INICIAL	ADICIONES	REDUCC	PRES .DEF.	MESES ANT.	DEL MES	TOTAL	MESES ANT.	DEL MES	TOTAL	MESES ANT.	DEL MES	TOTAL		
2	GASTOS	6,782,930,424	4,250,639,656	375,229,572	10,658,340,508	9,562,753,318	662,040,107	10,224,793,425	8,627,744,813	1,597,048,612	10,224,793,425	8,469,636,706	1,755,156,719	10,224,793,425	433,547,083	0
21	GASTOS DE FUNCIONAMIENTO	6,215,683,704	3,086,822,104	344,686,921	8,957,818,887	7,905,802,827	662,541,686	8,568,344,513	7,116,513,537	1,451,830,976	8,568,344,513	6,978,108,730	1,590,235,783	8,568,344,513	389,474,374	0
211	GASTOS DE PERSONAL	3,340,883,704	71,373,375	184,947,223	3,227,309,856	2,512,387,477	535,242,099	3,047,629,576	2,489,931,477	557,698,099	3,047,629,576	2,439,842,732	607,786,844	3,047,629,576	179,680,280	0
2111	GASTOS DE ADMINISTRACION	1,597,441,023	59,480,232	24,650,042	1,632,271,213	1,272,638,315	268,274,955	1,540,913,270	1,255,182,315	285,730,955	1,540,913,270	1,228,987,034	311,926,236	1,540,913,270	91,357,943	0
211101	SERVICIOS PERSONALES ASOCIADOS A LA	1,191,032,820	49,089,885	24,650,042	1,215,472,663	1,006,616,769	163,823,571	1,170,440,340	989,160,769	181,279,571	1,170,440,340	985,457,488	184,982,852	1,170,440,340	45,032,323	0
21110101	SUELDO	820,889,346	0	22,780,527	798,108,819	714,926,144	70,729,053	785,655,197	714,926,144	70,729,053	785,655,197	711,267,918	74,387,279	785,655,197	12,453,622	0
21110102	HORAS EXTRAS, FESTIVOS-RECARGOS NOC	29,400,000	3,000,000	0	32,400,000	29,318,676	3,081,324	32,400,000	29,318,676	3,081,324	32,400,000	29,318,676	3,081,324	32,400,000	0	0
21110103	PRIMA TECNICA	9,688,357	0	0	9,688,357	8,847,370	804,306	9,651,676	8,847,370	804,306	9,651,676	8,847,370	804,306	9,651,676	36,681	0
21110104	OTROS	331,055,117	46,089,885	1,869,515	375,275,487	253,524,579	89,208,888	342,733,467	236,088,579	106,684,888	342,733,467	236,023,524	106,709,943	342,733,467	32,542,020	0
2111010401	INDEMNIZACION DE VACACIONES	0	25,919,885	0	25,919,885	23,783,768	0	23,783,768	23,783,768	0	23,783,768	23,783,768	0	23,783,768	2,136,117	0
2111010402	GASTOS DE REPRESENTACION	40,507,274	0	0	40,507,274	35,429,226	3,220,839	38,650,065	35,429,226	3,220,839	38,650,065	35,429,226	3,220,839	38,650,065	1,857,209	0
2111010403	PRIMA DE VACACIONES	49,571,676	0	0	49,571,676	48,228,137	1,343,539	49,571,676	48,228,137	1,343,539	49,571,676	48,228,137	1,343,539	49,571,676	0	0
2111010404	BONIFICACION POR SERVICIOS PRESTADOS	30,784,133	0	0	30,784,133	29,534,830	0	29,534,830	29,534,830	0	29,534,830	29,534,830	0	29,534,830	1,249,303	0
2111010405	BONIFICACION ESPECIAL DE RECREACION	4,560,496	0	0	4,560,496	3,884,086	0	3,884,086	3,884,086	0	3,884,086	3,884,086	0	3,884,086	676,410	0
2111010406	PRIMA DE SERVICIOS	51,129,885	0	1,869,515	49,260,370	49,260,370	0	49,260,370	49,260,370	0	49,260,370	49,260,370	0	49,260,370	0	0
2111010407	PRIMA DE NAVIDAD	89,338,483	0	0	89,338,483	1,154,760	82,081,482	83,236,242	1,154,760	82,081,482	83,236,242	1,154,760	82,081,482	83,236,242	6,102,241	0
2111010408	PRIMA DE ANTIGUEDAD	4,072,041	5,170,000	0	9,242,041	8,994,637	0	8,994,637	8,994,637	0	8,994,637	8,994,637	0	8,994,637	247,404	0
2111010409	SUBSIDIO DE ALIMENTACION	15,526,800	0	0	15,526,800	10,047,474	861,364	10,908,838	10,047,474	861,364	10,908,838	10,029,847	878,991	10,908,838	4,617,962	0
2111010410	AUXILIO DE TRANSPORTE	20,352,000	0	0	20,352,000	15,795,738	1,351,966	17,147,704	15,795,738	1,351,966	17,147,704	15,768,310	1,379,394	17,147,704	3,204,296	0
2111010411	SUELDO DEL 15 %	4,212,329	0	0	4,212,329	3,613,553	349,698	3,963,251	3,613,553	349,698	3,963,251	3,613,553	349,698	3,963,251	249,078	0
211101041101	DOTACION	15,000,000	10,000,000	0	25,000,000	12,798,000	0	12,798,000	342,000	12,456,000	12,798,000	342,000	12,456,000	12,798,000	12,202,000	0
211101041102	AUXILIO DE ANTEOJOS	6,000,000	5,000,000	0	11,000,000	11,000,000	0	11,000,000	6,000,000	5,000,000	11,000,000	6,000,000	5,000,000	11,000,000	0	0
2111010414	OTROS	21,000,000	15,000,000	0	36,000,000	23,798,000	0	23,798,000	6,342,000	17,456,000	23,798,000	6,342,000	17,456,000	23,798,000	12,202,000	0
211103	CONTRIBUCIONES NOMINA SECTOR PRIVAD	220,101,822	10,390,347	0	230,492,169	150,775,949	58,169,783	208,945,732	150,775,949	58,169,783	208,945,732	134,728,449	74,217,283	208,945,732	21,546,437	0
21110302	COBNTRIBUCIONES NOMINA SECTOR PRIVA	220,101,822	10,390,347	0	230,492,169	150,775,949	58,169,783	208,945,732	150,775,949	58,169,783	208,945,732	134,728,449	74,217,283	208,945,732	21,546,437	0
2111030201	SALUD	79,157,874	0	0	79,157,874	69,971,400	6,446,700	76,418,100	69,971,400	6,446,700	76,418,100	63,976,400	12,441,700	76,418,100	2,739,774	0
2111030202	PENSIONES	71,867,596	0	0	71,867,596	51,876,203	8,692,300	60,568,503	51,876,203	8,692,300	60,568,503	43,461,803	17,116,700	60,568,503	11,299,093	0
2111030203	CESANTIAS	46,390,636	10,390,347	0	56,780,983	10,390,346	41,323,083	51,713,429	10,390,346	41,323,083	51,713,429	10,390,346	41,323,083	51,713,429	5,067,564	0
2111030204	RIESGOS PROFESIONALES	22,685,716	0	0	22,685,716	18,538,000	1,707,700	20,245,700	18,538,000	1,707,700	20,245,700	16,909,900	3,335,800	20,245,700	2,440,016	0
2111030205	CAJA DE COMPENSACION FAMILIAR	42,588,798	0	0	42,588,798	33,488,500	2,909,500	36,398,000	33,488,500	2,909,500	36,398,000	30,624,700	5,773,300	36,398,000	6,190,798	0
211104	CONTRIBUCIONES NOMINA SECTOR PUBLICO	186,306,381	0	0	186,306,381	115,245,597	46,281,601	161,527,198	115,245,597	46,281,601	161,527,198	108,801,097	52,726,101	161,527,198	24,779,183	0
21110402	CONTRIBUCIONES NOMINA SECTOR PUBLICO	186,306,381	0	0	186,306,381	115,245,597	46,281,601	161,527,198	115,245,597	46,281,601	161,527,198	108,801,097	52,726,101	161,527,198	24,779,183	0
2111040202	PENSIONES	39,884,697	0	0	39,884,697	39,884,697	0	39,884,697	39,884,697	0	39,884,697	39,884,697	0	39,884,697	0	0

92

MES REPORTADODICIEMBRE DEL 2021

RUBRO	NOMBRE	PRESUPUESTO Y MODIFICACIONES			COMPROMISOS			OBLIGACIONES			PAGOS			SALDO PRESUP	SALDO CxI	
		INICIAL	ADICIONES	REDUCC PRES .DEF.	MESES ANT.	DEL MES	TOTAL	MESES ANT.	DEL MES	TOTAL	MESES ANT.	DEL MES	TOTAL			
2111040203	CESANTIAS	50,596,888	0	0	50,596,888	0	39,734,401	39,734,401	0	39,734,401	39,734,401	0	39,734,401	39,734,401	10,862,487	0
2111040206	I.C.B.F	31,941,599	0	0	31,941,599	25,119,600	2,182,300	27,301,900	25,119,600	2,182,300	27,301,900	22,971,500	4,330,400	27,301,900	4,639,699	0
2111040207	SENA	21,294,399	0	0	21,294,399	16,752,800	1,455,400	18,208,200	16,752,800	1,455,400	18,208,200	15,320,200	2,888,000	18,208,200	3,086,199	0
2112	GASTOS DE OPERACION	1,743,442,681	11,893,143	160,297,181	1,595,038,643	1,239,749,162	266,967,144	1,506,716,306	1,234,749,162	271,967,144	1,506,716,306	1,210,855,698	295,860,608	1,506,716,306	88,322,337	0
211201	SERVICIOS PERSONALES ASOCIADOS A LA I	1,289,117,307	11,893,143	160,297,181	1,140,713,269	966,207,662	147,511,160	1,113,719,022	961,207,662	152,511,160	1,113,719,022	959,834,898	153,884,124	1,113,719,022	26,994,247	0
21120101	SUELDO	867,616,800	0	152,820,966	714,795,834	665,706,660	49,048,897	714,755,557	665,706,660	49,048,897	714,755,557	664,333,696	50,421,861	714,755,557	40,277	0
21120102	HORAS EXTRAS, FESTIV, Y RECARGOS NOCT	90,515,904	8,000,000	0	98,515,904	90,504,396	8,011,508	98,515,904	90,504,396	8,011,508	98,515,904	90,504,396	8,011,508	98,515,904	0	0
21120103	PRIMA TECNICA	62,173,843	0	0	62,173,843	40,125,882	3,489,825	43,615,707	40,125,882	3,489,825	43,615,707	40,125,882	3,489,825	43,615,707	18,568,136	0
21120104	OTROS	268,810,760	3,893,143	7,476,215	280,180,118	169,870,924	86,960,930	256,831,854	164,870,924	91,960,930	256,831,854	164,870,924	91,960,930	256,831,854	8,395,834	0
2112010401	INDEMNIZACION DE VACACIONES	2,000,000	534,000	0	2,534,000	2,275,373	0	2,275,373	2,275,373	0	2,275,373	2,275,373	0	2,275,373	258,627	0
2112010403	PRIMA DE VACACIONES	41,559,032	0	0	41,559,032	39,933,401	1,621,631	41,555,032	39,933,401	1,621,631	41,555,032	39,933,401	1,621,631	41,555,032	4,000	0
2112010404	BONIFICACION POR SERVICIOS PRESTADOS	35,523,043	296,998	0	35,820,041	35,820,041	0	35,820,041	35,820,041	0	35,820,041	35,820,041	0	35,820,041	0	0
2112010405	BONIFICACION ESPECIAL DE RECREACION	4,820,093	0	0	4,820,093	4,050,273	435,081	4,485,354	4,050,273	435,081	4,485,354	4,050,273	435,081	4,485,354	334,739	0
2112010406	PRIMA DE SERVICIOS	51,031,600	1,081,145	0	52,112,745	52,112,745	0	52,112,745	52,112,745	0	52,112,745	52,112,745	0	52,112,745	0	0
2112010407	PRIMA DE NAVIDAD	98,181,835	0	7,476,215	90,705,620	3,070,386	82,750,389	85,820,775	3,070,386	82,750,389	85,820,775	3,070,386	82,750,389	85,820,775	4,884,845	0
2112010408	PRIMA DE ANTIGUEDAD	933,366	1,981,000	0	2,914,366	2,909,743	0	2,909,743	2,909,743	0	2,909,743	2,909,743	0	2,909,743	4,623	0
2112010409	SUBSIDIO DE ALIMENTACION	18,795,600	0	0	18,795,600	15,504,027	1,243,440	16,747,467	15,504,027	1,243,440	16,747,467	15,504,027	1,243,440	16,747,467	2,048,133	0
2112010411	SUELDO DEL 15%	10,966,191	0	0	10,966,191	9,194,935	910,389	10,105,324	9,194,935	910,389	10,105,324	9,194,935	910,389	10,105,324	860,867	0
2112010412	DOTACION - ELEMENTOS DE PROTECCION	5,000,000	0	0	5,000,000	5,000,000	0	5,000,000	5,000,000	0	5,000,000	5,000,000	0	5,000,000	0	0
211203	CONTRIBUCIONES NOMINA SECTOR PRIVAD	152,189,326	0	0	152,189,326	105,864,500	22,621,948	128,486,448	105,864,500	22,621,948	128,486,448	97,012,500	31,473,948	128,486,448	23,702,878	0
21120302	CONTRIBUCIONES NOMIN SECTOR PRIVADA	152,189,326	0	0	152,189,326	105,864,500	22,621,948	128,486,448	105,864,500	22,621,948	128,486,448	97,012,500	31,473,948	128,486,448	23,702,878	0
2112030201	SALUD	86,416,779	0	0	86,416,779	69,174,600	6,026,400	75,201,000	69,174,600	6,026,400	75,201,000	63,411,100	11,789,900	75,201,000	11,215,779	0
2112030202	PENSION	42,641,299	0	0	42,641,299	36,689,900	3,338,700	40,028,600	36,689,900	3,338,700	40,028,600	33,601,400	6,427,200	40,028,600	2,612,899	0
2112030203	CESANTIAS	23,131,248	0	0	23,131,248	0	13,256,848	13,256,848	0	13,256,848	13,256,848	0	13,256,848	13,256,848	9,874,400	0
2112030204	RIESGOS PROFESIONALES	25,720,009	0	0	25,720,009	18,697,400	1,469,200	20,166,600	18,697,400	1,469,200	20,166,600	17,157,800	3,008,800	20,166,600	5,553,409	0
2112030205	CAJA DE COMPENSACION FAMILIAR	46,741,361	0	0	46,741,361	33,155,600	2,765,200	35,920,800	33,155,600	2,765,200	35,920,800	30,313,800	5,607,000	35,920,800	10,820,561	0
211204	CONTRIBUCIONES NOMINA SECTOR PUBLICO	302,136,048	0	0	302,136,048	167,676,800	96,834,036	264,510,836	167,676,800	96,834,036	264,510,836	154,008,300	110,502,536	264,510,836	37,625,212	0
21120402	CONTRIBUCIONES SECTOR PUBLICO CON R	302,136,048	0	0	302,136,048	167,676,800	96,834,036	264,510,836	167,676,800	96,834,036	264,510,836	154,008,300	110,502,536	264,510,836	37,625,212	0
2112040201	SALUD	3,328,736	0	0	3,328,736	3,136,300	0	3,136,300	3,136,300	0	3,136,300	2,829,800	306,500	3,136,300	192,436	0
2112040202	PENSIONES	84,058,252	0	0	84,058,252	71,231,600	5,457,900	76,689,500	71,231,600	5,457,900	76,689,500	65,804,500	10,885,000	76,689,500	7,368,752	0
2112040203	CESANTIAS	83,860,988	0	0	83,860,988	0	83,683,736	83,683,736	0	83,683,736	83,683,736	0	83,683,736	83,683,736	177,252	0
2112040206	I.C.B.F	35,056,021	0	0	35,056,021	24,870,900	2,074,400	26,945,300	24,870,900	2,074,400	26,945,300	22,738,000	4,206,300	26,945,300	8,110,721	0
2112040207	SENA	23,370,681	0	0	23,370,681	16,585,000	1,383,600	17,968,600	16,585,000	1,383,600	17,968,600	15,163,400	2,805,200	17,968,600	5,402,081	0

gr

RUBRO	NOMBRE	PRESUPUESTO Y MODIFICACIONES				COMPROMISOS			OBLIGACIONES			PAGOS			SALDO PRESUP	SALDO CxI
		INICIAL	ADICIONES	REDUCC	PRES .DEF.	MESES ANT.	DEL MES	TOTAL	MESES ANT.	DEL MES	TOTAL	MESES ANT.	DEL MES	TOTAL		
212	GASTOS GENERALES	2,685,800,000	2,850,465,078	40,739,698	5,495,515,380	5,168,143,753	127,299,588	5,295,443,341	4,401,310,464	894,132,877	5,295,443,341	4,312,994,402	982,448,939	5,295,443,341	200,072,039	0
2121	GASTOS DE ADMINISTRACION	1,138,500,000	1,405,025,643	10,065,791	2,533,459,852	2,375,616,778	62,847,398	2,438,464,176	2,044,678,005	393,786,171	2,438,464,176	1,980,052,867	458,411,309	2,438,464,176	94,995,676	0
212101	ADQUISICION DE BIENES	196,500,000	400,529,572	0	597,029,572	535,814,228	9,677,946	545,492,174	530,814,227	14,677,947	545,492,174	530,814,227	14,677,947	545,492,174	51,537,398	0
21210101	COMPRA DE EQUIPO	130,000,000	231,500,000	0	361,500,000	334,211,967	-1	334,211,966	334,211,966	0	334,211,966	334,211,966	0	334,211,966	27,288,034	0
21210102	MATERIALES	60,500,000	140,000,000	0	200,500,000	182,131,845	1,893,604	184,025,449	177,131,845	6,893,604	184,025,449	177,131,845	6,893,604	184,025,449	16,474,551	0
2121010201	COMBUSTIBLES Y LUBRICANTES	3,500,000	23,000,000	0	26,500,000	18,481,294	1,893,604	20,374,898	13,481,294	6,893,604	20,374,898	13,481,294	6,893,604	20,374,898	6,125,102	0
2121010202	PAPELERIA	27,000,000	10,000,000	0	37,000,000	26,655,500	0	26,655,500	26,655,500	0	26,655,500	26,655,500	0	26,655,500	10,344,500	0
2121010203	ELEMENTOS DE ASEO	30,000,000	107,000,000	0	137,000,000	136,995,051	0	136,995,051	136,995,051	0	136,995,051	136,995,051	0	136,995,051	4,949	0
21210103	GASTOS IMPREVISTOS	6,000,000	29,029,572	0	35,029,572	19,470,416	7,784,343	27,254,759	19,470,416	7,784,343	27,254,759	19,470,416	7,784,343	27,254,759	7,774,813	0
212102	ADQUISICION DE SERVICIOS	942,000,000	1,004,496,071	10,065,791	1,936,430,280	1,839,802,550	53,169,452	1,892,972,002	1,513,863,778	379,108,224	1,892,972,002	1,449,238,640	443,733,362	1,892,972,002	43,458,278	0
21210201	VIATICOS Y GASTOS DE VIAJE	8,000,000	41,470,253	0	49,470,253	44,131,344	5,338,909	49,470,253	44,131,344	5,338,909	49,470,253	44,131,344	5,338,909	49,470,253	0	0
21210202	SERVICIOS PUBLICOS	29,000,000	74,025,818	0	103,025,818	103,017,217	0	103,017,217	103,017,217	0	103,017,217	103,017,217	0	103,017,217	8,601	0
21210203	SEGUROS	6,500,000	75,000,000	1,065,791	80,434,209	24,349,351	46,776,522	71,125,873	24,349,351	46,776,522	71,125,873	24,349,351	46,776,522	71,125,873	9,308,336	0
21210204	COMUNICACION Y TRANSPORTE	23,000,000	0	9,000,000	14,000,000	13,194,200	0	13,194,200	13,194,200	0	13,194,200	13,194,200	0	13,194,200	805,800	0
21210206	IMPRESOS Y PUBLICACIONES	10,500,000	70,000,000	0	80,500,000	63,038,000	0	63,038,000	63,038,000	0	63,038,000	63,038,000	0	63,038,000	17,462,000	0
21210207	VIGILANCIA Y ASEO	309,000,000	332,000,000	0	641,000,000	637,746,500	-1,132,965	636,613,535	487,552,728	149,060,807	636,613,535	422,927,590	213,685,945	636,613,535	4,386,465	0
21210208	BIENESTAR SOCIAL	25,000,000	10,000,000	0	35,000,000	29,127,124	890,000	30,017,124	29,127,124	890,000	30,017,124	29,127,124	890,000	30,017,124	4,982,876	0
21210209	COMISIONES BANCARIAS	6,000,000	6,000,000	0	12,000,000	9,824,829	768,408	10,593,237	9,824,829	768,408	10,593,237	9,824,829	768,408	10,593,237	1,406,763	0
21210210	CAPACITACION	1,000,000	0	0	1,000,000	921,066	0	921,066	921,066	0	921,066	921,066	0	921,066	78,934	0
21210211	GASTOS IMPREVISTOS	4,500,000	0	0	4,500,000	4,499,323	0	4,499,323	4,499,323	0	4,499,323	4,499,323	0	4,499,323	677	0
21210212	HONORARIOS Y SERVICIOS	517,000,000	396,000,000	0	913,000,000	909,953,596	528,578	910,482,174	734,208,596	176,273,578	910,482,174	734,208,596	176,273,578	910,482,174	2,517,826	0
21210213	PUBLICIDAD	2,500,000	0	0	2,500,000	0	0	0	0	0	0	0	0	0	2,500,000	0
2122	GASTOS DE OPERACION	1,501,300,000	1,445,429,435	9,500,000	2,937,229,435	2,767,700,892	64,452,190	2,832,153,072	2,331,806,366	500,346,706	2,832,153,072	2,308,115,442	524,037,630	2,832,153,072	105,076,363	0
212201	ADQUISICION DE BIENES	214,300,000	132,668,000	9,500,000	337,468,000	301,959,120	12,834,509	314,793,629	289,235,546	25,558,083	314,793,629	289,235,546	25,558,083	314,793,629	22,674,371	0
21220101	MANTENIMIENTO HOSPITALARIO (Adquisicion	140,000,000	39,668,000	0	179,668,000	169,573,270	-5,454,867	164,118,403	156,947,320	7,171,083	164,118,403	156,947,320	7,171,083	164,118,403	15,549,597	0
21220102	OTROS	74,300,000	93,000,000	9,500,000	157,800,000	132,385,850	18,289,376	150,675,226	132,288,226	18,387,000	150,675,226	132,288,226	18,387,000	150,675,226	7,124,774	0
2122010202	MATERIALES	54,300,000	80,000,000	9,500,000	124,800,000	99,424,850	18,289,376	117,714,226	99,327,226	18,387,000	117,714,226	99,327,226	18,387,000	117,714,226	7,085,774	0
212201020201	COMBUSTIBLES Y LUBRICANTES	17,500,000	0	0	17,500,000	17,500,000	-97,624	17,402,376	17,402,376	0	17,402,376	17,402,376	0	17,402,376	97,624	0
212201020202	PAPELERIA	10,000,000	10,000,000	0	20,000,000	19,999,850	0	19,999,850	19,999,850	0	19,999,850	19,999,850	0	19,999,850	150	0
212201020203	ELEMENTOS DE ASEO	14,600,000	44,000,000	0	58,600,000	34,715,000	18,387,000	53,102,000	34,715,000	18,387,000	53,102,000	34,715,000	18,387,000	53,102,000	5,498,000	0
212201020204	ROPERIA	8,700,000	20,000,000	0	28,700,000	27,210,000	0	27,210,000	27,210,000	0	27,210,000	27,210,000	0	27,210,000	1,490,000	0
212201020205	VAJILLA Y MENAJE	3,500,000	6,000,000	9,500,000	0	0	0	0	0	0	0	0	0	0	0	0
2122010204	INSUMOS - GRANJA	20,000,000	13,000,000	0	33,000,000	32,961,000	0	32,961,000	32,961,000	0	32,961,000	32,961,000	0	32,961,000	39,000	0


42

RUBRO	NOMBRE	PRESUPUESTO Y MODIFICACIONES				COMPROMISOS			OBLIGACIONES			PAGOS			SALDO PRESUP	SALDO CxI
		INICIAL	ADICIONES	REDUCC	PRES .DEF.	MESES ANT.	DEL MES	TOTAL	MESES ANT.	DEL MES	TOTAL	MESES ANT.	DEL MES	TOTAL		
212202	ADQUISICION DE SERVICIOS	1,287,000,000	1,312,761,435	0	2,599,761,435	2,465,741,762	51,617,681	2,517,359,443	2,042,570,820	474,788,623	2,517,359,443	2,018,879,896	498,479,547	2,517,359,443	82,401,992	0
21220201	MANTENIMIENTO HOSPITALALRIO (Adquisicion)	200,000,000	157,050,000	0	357,050,000	299,491,276	-2,429	299,488,847	256,759,064	42,729,783	299,488,847	234,480,440	65,008,407	299,488,847	57,581,153	0
21220202	OTROS	1,067,000,000	1,155,711,435	0	2,242,711,435	2,166,250,486	51,620,110	2,217,870,596	1,785,811,756	432,058,840	2,217,870,596	1,784,399,456	433,471,140	2,217,870,596	24,840,839	0
2122020201	VIATICOS Y GASTOS DE VIAJE	6,000,000	0	0	6,000,000	5,304,330	677,738	5,982,068	5,304,330	677,738	5,982,068	5,304,330	677,738	5,982,068	17,932	0
2122020202	SERVICIOS PUBLICOS	142,000,000	131,711,435	0	273,711,435	224,739,746	45,622,372	270,362,118	222,925,276	47,436,842	270,362,118	221,512,976	48,849,142	270,362,118	3,349,317	0
2122020203	SEGUROS	1,000,000	0	0	1,000,000	482,623	0	482,623	482,623	0	482,623	482,623	0	482,623	517,377	0
2122020204	COMUNICACION Y TRANSPORTE	1,000,000	0	0	1,000,000	950,600	0	950,600	950,600	0	950,600	950,600	0	950,600	49,400	0
2122020206	IMPRESOS Y PUBLICACIONES	10,000,000	0	0	10,000,000	9,990,000	0	9,990,000	9,990,000	0	9,990,000	9,990,000	0	9,990,000	10,000	0
2122020208	BIENESTAR SOCIAL	25,000,000	10,000,000	0	35,000,000	14,737,037	18,200,000	32,937,037	14,737,037	18,200,000	32,937,037	14,737,037	18,200,000	32,937,037	2,062,963	0
2122020210	GASTOS IMPREVISTOS	2,000,000	0	0	2,000,000	2,000,000	0	2,000,000	2,000,000	0	2,000,000	2,000,000	0	2,000,000	0	0
2122020212	HONORARIOS Y SERVICIOS	900,000,000	1,014,000,000	0	1,914,000,000	1,908,046,150	-12,880,000	1,895,166,150	1,529,421,890	365,744,260	1,895,166,150	1,529,421,890	365,744,260	1,895,166,150	18,833,850	0
2123	IMPUESTOS Y MULTAS	46,000,000	0	21,173,907	24,826,093	24,826,093	0	24,826,093	24,826,093	0	24,826,093	24,826,093	0	24,826,093	0	0
213	TRANSFERENCIAS CORRIENTES	189,000,000	164,993,651	119,000,000	234,993,651	225,271,597	-1	225,271,596	225,271,596	0	225,271,596	225,271,596	0	225,271,596	9,722,055	0
2131	TRASNFERENCIAS DE PREVISION Y SEGUR	70,000,000	152,393,651	0	222,393,651	212,671,597	-1	212,671,596	212,671,596	0	212,671,596	212,671,596	0	212,671,596	9,722,055	0
213102	CESANTIAS E INTERESES A LAS CESANTIAS	70,000,000	152,393,651	0	222,393,651	212,671,597	-1	212,671,596	212,671,596	0	212,671,596	212,671,596	0	212,671,596	9,722,055	0
2132	OTRAS TRANSFERENCIAS	119,000,000	12,600,000	119,000,000	12,600,000	12,600,000	0	12,600,000	12,600,000	0	12,600,000	12,600,000	0	12,600,000	0	0
213201	SENTENCIAS Y CONCILIACIONES	0	12,600,000	0	12,600,000	12,600,000	0	12,600,000	12,600,000	0	12,600,000	12,600,000	0	12,600,000	0	0
213202	DESTINATARIOS DE OTRAS TRANSFERENCIA	119,000,000	0	119,000,000	0	0	0	0	0	0	0	0	0	0	0	0
22	GASTOS DE OPERACION COMERCIAL Y PRE	567,246,720	642,392,707	30,542,651	1,179,096,776	1,135,525,646	-501,573	1,135,024,073	989,806,437	145,217,636	1,135,024,073	970,103,137	164,920,936	1,135,024,073	44,072,703	0
221	GASTOS DE COMERCIALIZACION	120,000,000	141,621,857	0	261,621,857	257,402,654	4,200,000	261,602,654	221,583,428	40,019,226	261,602,654	203,187,542	58,415,112	261,602,654	19,203	0
2211	COMPRA DE BIENES PARA LA VENTA	120,000,000	141,621,857	0	261,621,857	257,402,654	4,200,000	261,602,654	221,583,428	40,019,226	261,602,654	203,187,542	58,415,112	261,602,654	19,203	0
221101	PRODUCTOS FARMACEUTICOS	120,000,000	141,621,857	0	261,621,857	257,402,654	4,200,000	261,602,654	221,583,428	40,019,226	261,602,654	203,187,542	58,415,112	261,602,654	19,203	0
2212	GASTOS DE PRESTACION DE SERVICIOS	447,246,720	500,770,850	30,542,651	917,474,919	878,122,992	-4,701,573	873,421,419	768,223,009	105,198,410	873,421,419	766,915,595	106,505,824	873,421,419	44,053,500	0
221201	COMPRA DE BIENES PARA LA PRESTACION	220,246,720	250,500,000	30,542,651	440,204,069	440,125,992	-3,064,634	437,061,358	406,665,308	30,396,050	437,061,358	405,357,894	31,703,464	437,061,358	3,142,711	0
22120101	MATERIAL MEDICO QUIRURGICO	70,000,000	60,000,000	30,542,651	99,457,349	99,457,349	-1,888,136	97,569,213	96,140,658	1,428,555	97,569,213	94,833,244	2,735,969	97,569,213	1,888,136	0
22120103	MATERIALES PARA LABORATORIO	150,246,720	190,500,000	0	340,746,720	340,668,643	-1,176,498	339,492,145	310,524,650	28,967,495	339,492,145	310,524,650	28,967,495	339,492,145	1,254,575	0
221202	GASTOS COMPLEMENTARIOS	227,000,000	250,270,850	0	477,270,850	437,997,000	-1,636,939	436,360,061	361,557,701	74,802,360	436,360,061	361,557,701	74,802,360	436,360,061	40,910,789	0
22120201	ALIMENTACION	214,000,000	224,270,850	0	438,270,850	412,000,000	-1,636,939	410,363,061	335,560,701	74,802,360	410,363,061	335,560,701	74,802,360	410,363,061	27,907,789	0
22120202	ALIMENTACION (GRANJA)	13,000,000	26,000,000	0	39,000,000	25,997,000	0	25,997,000	25,997,000	0	25,997,000	25,997,000	0	25,997,000	13,003,000	0
24	GASTOS DE INVERSION	0	521,424,845	0	521,424,845	521,424,845	-6	521,424,839	521,424,839	0	521,424,839	521,424,839	0	521,424,839	6	0
241	PROIGRAMAS DE INVERSION	0	521,424,845	0	521,424,845	521,424,845	-6	521,424,839	521,424,839	0	521,424,839	521,424,839	0	521,424,839	6	0
2411	PROYECTOS DE INVERSION	0	521,424,845	0	521,424,845	521,424,845	-6	521,424,839	521,424,839	0	521,424,839	521,424,839	0	521,424,839	6	0
241102	INVERSION EN INFRAESTRUCTURA	0	521,424,845	0	521,424,845	521,424,845	-6	521,424,839	521,424,839	0	521,424,839	521,424,839	0	521,424,839	6	0


Handwritten signature or mark.

MES REPORTADO DICIEMBRE DEL 2021


RUBRO	NOMBRE	PRESUPUESTO Y MODIFICACIONES			COMPROMISOS			OBLIGACIONES			PAGOS			SALDO PRESUP	SALDO CxI	
		INICIAL	ADICIONES	REDUCC PRES .DEF.	MESES ANT.	DEL MES	TOTAL	MESES ANT.	DEL MES	TOTAL	MESES ANT.	DEL MES	TOTAL			
24110201	DISEÑO Y CONSTRUCCION DE LA PRIMERA E	0	521,424,845	0	521,424,845	521,424,845	-6	521,424,839	521,424,839	0	521,424,839	521,424,839	0	521,424,839	6	0
F	TOTAL GASTOS	6,782,930,424	4,250,639,656	375,229,572	10,658,340,508	9,562,753,318	662,040,107	10,224,793,425	8,627,744,813	1,597,048,612	10,224,793,425	8,469,636,706	1,755,156,719	10,224,793,425	433,547,083	0



JESUS EMILIO RINCON VERA
GERENTE ESE HMRS



MIGUEL ALEXANDER NOGUERA QUINTERO
SUBGERENTE ESE HMRS



ALEXANDER ZAFRA LEPINEUZ
PROFESIONAL ESPECIALIZADO