




MES JUNIO DEL 2022

EJECUCION CONSOLIDADA DE INGRESOS

RUBRO	NOMBRE	PRESUPUESTO Y MODIFICACIONES				RECONOCIMIENTOS			RECAUDOS			SALDO NO AFORADO	SALDO POR RECAUDAR	SALDO POR EJECUTAR
		INICIAL	ADICIONES	REDUCC	PRES .DEF.	VIG. Actual	VIG. Anterior	Total	VIG. Actual	VIG. Anterior	Total			
<b>1</b>	<b>INGRESOS</b>	7,346,000,000	1,899,904,790	0	9,245,904,790	6,887,764,377	2,201,360,129	9,089,124,506	2,906,583,242	2,201,360,129	5,107,943,371	1,475,931,092	3,981,181,136	4,137,961,419
<b>1.0</b>	<b>DISPONIBILIDAD INICIAL</b>	0	244,107,917	0	244,107,917	244,107,917	0	244,107,917	244,107,917	0	244,107,917	0	0	0
1.0.02	BANCOS	0	244,107,917	0	244,107,917	244,107,917	0	244,107,917	244,107,917	0	244,107,917	0	0	0
<b>1.1</b>	<b>INGRESOS CORRIENTES</b>	7,329,000,000	1,655,796,873	0	8,984,796,873	6,632,728,517	2,201,360,129	8,834,088,646	2,651,547,381	2,201,360,129	4,852,907,510	1,467,640,331	3,981,181,136	4,131,889,363
<b>1.1.02</b>	<b>INGRESOS NO TRIBUTARIOS</b>	7,329,000,000	1,655,796,873	0	8,984,796,873	6,632,728,517	2,201,360,129	8,834,088,646	2,651,547,381	2,201,360,129	4,852,907,510	1,467,640,331	3,981,181,136	4,131,889,363
<b>1.1.02.05</b>	<b>VENTA DE BIENES Y SERVICIOS</b>	7,329,000,000	1,655,796,873	0	8,984,796,873	6,632,728,517	2,201,360,129	8,834,088,646	2,651,547,381	2,201,360,129	4,852,907,510	1,467,640,331	3,981,181,136	4,131,889,363
<b>1.1.02.05.001</b>	<b>VENTAS DE ESTABLECIMIENTOS DE MERCADO</b>	7,329,000,000	1,655,796,873	0	8,984,796,873	6,632,728,517	2,201,360,129	8,834,088,646	2,651,547,381	2,201,360,129	4,852,907,510	1,467,640,331	3,981,181,136	4,131,889,363
<b>1.1.02.05.001.09</b>	<b>SERVICIOS PARA LA COMUNIDAD, SOCIALES Y PERSONALES</b>	7,329,000,000	1,655,796,873	0	8,984,796,873	6,632,728,517	2,201,360,129	8,834,088,646	2,651,547,381	2,201,360,129	4,852,907,510	1,467,640,331	3,981,181,136	4,131,889,363
<b>1.1.02.05.001.09.02.01</b>	<b>RÉGIMEN SUBSIDIADO</b>	6,475,000,000	1,387,866,924	0	7,862,866,924	5,094,427,050	1,828,269,144	6,922,696,194	2,208,784,651	1,828,269,144	4,037,053,795	1,160,629,867	2,885,642,399	3,825,813,129
1.1.02.05.001.09.02.01.01	CÁPTADO	5,280,000,000	0	0	5,280,000,000	2,203,665,411	0	2,203,665,411	1,445,930,690	0	1,445,930,690	0	757,734,721	3,834,069,310
1.1.02.05.001.09.02.01.02	NO CAPITADO	1,195,000,000	0	0	1,195,000,000	2,890,761,639	0	2,890,761,639	762,853,961	0	762,853,961	0	2,127,907,678	432,146,039
1.1.02.05.001.09.02.01.03	Cuentas por Cobrar Vigencias Anteriores -REG.SUBSIDIADO	0	1,387,866,924	0	1,387,866,924	0	1,828,269,144	1,828,269,144	0	1,828,269,144	1,828,269,144	1,160,629,867	0	-440,402,220
<b>1.1.02.05.001.09.02.02</b>	<b>RÉGIMEN CONTRIBUTIVO</b>	266,000,000	187,034,746	0	453,034,746	857,920,969	288,166,400	1,146,087,369	132,375,825	288,166,400	420,542,225	171,911,652	725,545,144	32,492,521
1.1.02.05.001.09.02.02.02	NO CAPITADO	266,000,000	0	0	266,000,000	857,920,969	0	857,920,969	132,375,825	0	132,375,825	0	725,545,144	133,624,175
1.1.02.05.001.09.02.02.03	Cuentas por Cobrar Vigencias Anteriores -REG.CONTRIBUTIVO	0	187,034,746	0	187,034,746	0	288,166,400	288,166,400	0	288,166,400	288,166,400	171,911,652	0	-101,131,654
1.1.02.05.001.09.02.07	FUERZAS MILITARES	0	0	0	0	84,140,836	0	84,140,836	0	0	0	0	84,140,836	0
1.1.02.05.001.09.02.08	POLICIA NACIONAL	73,000,000	0	0	73,000,000	6,079,381	0	6,079,381	2,315,145	0	2,315,145	0	3,764,236	70,684,855
1.1.02.05.001.09.02.08.01	Cuentas por Cobrar vig anterior - POLICIA	0	1,423,961	0	1,423,961	0	5,385,223	5,385,223	0	5,385,223	5,385,223	3,961,262	0	-3,961,262
1.1.02.05.001.09.02.09	IPS PRIVADAS	50,000,000	0	0	50,000,000	202,189,635	0	202,189,635	104,508,173	0	104,508,173	54,508,173	97,681,462	-54,508,173
1.1.02.05.001.09.02.09.02	Cuentas por Cobrar Vigencias Anteriores IPS-PRIVADAS	0	59,185,490	0	59,185,490	0	59,253,610	59,253,610	0	59,253,610	59,253,610	55,343,625	0	-68,120
1.1.02.05.001.09.02.12	POBLACIÓN EXTRANJERA	0	0	0	0	101,021,267	0	101,021,267	0	0	0	0	101,021,267	0
1.1.02.05.001.09.02.13	PARTICULARES	65,000,000	0	0	65,000,000	27,078,310	0	27,078,310	27,078,310	0	27,078,310	0	0	37,921,690
1.1.02.05.001.09.02.16	FONDO NACIONAL DE SALUD DE LAS PERSONAS PRIVADAS DE LA LIBERTAD (INIMPUNTABLES)	300,000,000	0	0	300,000,000	243,053,793	0	243,053,793	159,678,001	0	159,678,001	0	83,385,792	140,321,999
1.1.02.05.001.09.02.18	OTRAS VENTAS DE SERVICIOS DE SALUD	100,000,000	0	0	100,000,000	16,807,276	0	16,807,276	16,807,276	0	16,807,276	0	0	83,192,724
1.1.02.05.001.09.02.18.01	Cuentas por Cobrar Vig anterior Otros	0	20,285,752	0	20,285,752	0	20,285,752	20,285,752	0	20,285,752	20,285,752	20,285,752	0	0
<b>1.2.05</b>	<b>RENDIMIENTOS FINANCIEROS</b>	15,000,000	0	0	15,000,000	705,377	0	705,377	705,377	0	705,377	0	0	14,294,623
1.2.05.02	DEPÓSITOS	15,000,000	0	0	15,000,000	705,377	0	705,377	705,377	0	705,377	0	0	14,294,623
<b>1.2.13</b>	<b>REINTEGROS Y OTROS RECURSOS NO APROPIADOS</b>	2,000,000	0	0	2,000,000	10,222,567	0	10,222,567	10,222,567	0	10,222,567	8,290,761	0	-8,222,567
1.2.13.01	REINTEGROS	2,000,000	0	0	2,000,000	10,106,538	0	10,106,538	10,106,538	0	10,106,538	8,174,732	0	-8,106,538
1.2.13.02	RECURSOS NO APROPIADOS	0	0	0	0	116,029	0	116,029	116,029	0	116,029	116,029	0	-116,029

  
JESUS EMILIO RINCON VERA  
GERENTE ESE HMRS

  
MIGUEL ALEXANDER NOGUERA QUINTERO  
SUBGERENTE ESE HMRS

  
ALEXANDER ZAFRA LEPINEUZ  
PROFESIONAL ESPECIALIZADO

MES REPORTADO: JUNIO DEL 2022

RUBRO	NOMBRE	PRESUPUESTO Y MODIFICACIONES				COMPROMISOS			OBLIGACIONES			PAGOS			SALDO PRESUP	SALDO CxI
		INICIAL	ADICIONES	REDUCC	PRES .DEF.	MESES ANT.	DEL MES	TOTAL	MESES ANT.	DEL MES	TOTAL	MESES ANT.	DEL MES	TOTAL		
2	GASTOS	7,346,000,000	1,979,937,767	80,032,977	9,245,904,790	4,909,635,749	1,337,184,713	6,246,820,462	3,949,512,127	997,012,562	4,946,524,689	3,875,183,794	1,071,340,895	4,946,524,689	2,999,084,328	0
2.1	FUNCIONAMIENTO	3,482,969,830	884,951,905	0	4,367,921,735	2,200,221,825	528,915,721	2,729,137,546	1,734,538,743	533,999,936	2,268,538,679	1,892,671,985	575,866,694	2,268,538,679	1,638,784,189	0
2.1.1	GASTOS DE PERSONAL	1,731,419,830	29,744,366	0	1,761,164,196	618,911,176	172,416,516	791,327,692	618,911,176	172,416,516	791,327,692	578,496,418	212,831,274	791,327,692	969,836,504	0
2.1.1.01	PLANTA DE PERSONAL PERMANENTE	1,731,419,830	29,744,366	0	1,761,164,196	618,911,176	172,416,516	791,327,692	618,911,176	172,416,516	791,327,692	578,496,418	212,831,274	791,327,692	969,836,504	0
2.1.1.01.01	FACTORES CONSTITUTIVOS DE SALARIO	1,202,281,293	8,764,505	0	1,211,045,798	425,831,833	130,725,616	556,557,449	425,831,833	130,725,616	556,557,449	418,480,475	138,076,974	556,557,449	654,488,349	0
2.1.1.01.01.001	FACTORES SALARIALES COMUNES	1,199,077,490	3,038,307	0	1,202,115,797	422,202,081	130,725,616	552,927,697	422,202,081	130,725,616	552,927,697	414,850,723	138,076,974	552,927,697	649,188,100	0
2.1.1.01.01.001.01	SUELDO BASICO	854,856,681	136,802	0	854,993,483	334,925,076	67,952,796	402,877,872	334,925,076	67,952,796	402,877,872	333,712,329	69,165,543	402,877,872	452,115,611	0
2.1.1.01.01.001.01.01	SUELDO BASICO	850,492,444	0	0	850,492,444	333,350,097	67,603,098	400,953,195	333,350,097	67,603,098	400,953,195	332,137,350	68,815,845	400,953,195	449,539,249	0
2.1.1.01.01.001.01.02	SOBRE SUELDO 15%	4,364,237	136,802	0	4,501,039	1,574,979	349,698	1,924,677	1,574,979	349,698	1,924,677	1,574,979	349,698	1,924,677	2,576,362	0
2.1.1.01.01.001.02	HORAS EXTRAS, DOMINICALES, FESTIVOS Y	40,560,000	0	0	40,560,000	14,870,615	3,992,486	18,863,101	14,870,615	3,992,486	18,863,101	14,862,715	4,200,386	18,863,101	21,696,899	0
2.1.1.01.01.001.03	GASTOS DE REPRESENTACION	41,968,044	1,315,536	0	43,283,580	17,039,527	3,606,965	20,646,492	17,039,527	3,606,965	20,646,492	17,039,527	3,606,965	20,646,492	22,637,088	0
2.1.1.01.01.001.04	SUBSIDIO DE ALIMENTACION	13,543,680	0	0	13,543,680	4,297,040	856,014	5,153,054	4,297,040	856,014	5,153,054	4,229,216	923,838	5,153,054	8,390,626	0
2.1.1.01.01.001.05	AUXILIO DE TRANSPORTE	20,659,200	0	0	20,659,200	6,920,960	1,378,724	8,299,684	6,920,960	1,378,724	8,299,684	6,803,788	1,495,896	8,299,684	12,359,516	0
2.1.1.01.01.001.06	PRIMA DE SERVICIO	51,901,519	1,585,969	0	53,487,488	563,874	44,741,681	45,305,555	563,874	44,741,681	45,305,555	563,874	44,741,681	45,305,555	8,181,933	0
2.1.1.01.01.001.07	BONIFICACION POR SERVICIOS PRESTADOS	31,597,765	0	0	31,597,765	18,153,305	2,560,884	20,714,189	18,153,305	2,560,884	20,714,189	12,407,590	8,306,599	20,714,189	10,883,576	0
2.1.1.01.01.001.08	PRESTACIONES SOCIALES	143,990,601	0	0	143,990,601	25,431,684	5,636,066	31,067,750	25,431,684	5,636,066	31,067,750	25,431,684	5,636,066	31,067,750	112,922,851	0
2.1.1.01.01.001.08.01	PRIMA DE NAVIDAD	93,008,864	0	0	93,008,864	0	0	0	0	0	0	0	0	0	93,008,864	0
2.1.1.01.01.001.08.02	PRIMA DE VACACIONES	50,981,737	0	0	50,981,737	25,431,684	5,636,066	31,067,750	25,431,684	5,636,066	31,067,750	25,431,684	5,636,066	31,067,750	19,913,987	0
2.1.1.01.01.002	FACTORES SALARIALES ESPECIALES	3,203,803	5,726,198	0	8,930,001	3,629,752	0	3,629,752	3,629,752	0	3,629,752	3,629,752	0	3,629,752	5,300,249	0
2.1.1.01.01.002.06	PRIMAS EXTRAORDINARIAS	3,203,803	5,726,198	0	8,930,001	3,629,752	0	3,629,752	3,629,752	0	3,629,752	3,629,752	0	3,629,752	5,300,249	0
2.1.1.01.02	CONTRIBUCIONES INHERENTES A LA N6MIN.	484,375,835	0	0	484,375,835	175,536,652	25,486,400	201,023,052	175,536,652	25,486,400	201,023,052	142,473,252	58,549,800	201,023,052	283,352,783	0
2.1.1.01.02.001	APORTES A LA SEGURIDAD SOCIAL EN PENS	116,958,720	0	0	116,958,720	47,119,900	9,243,100	56,363,000	47,119,900	9,243,100	56,363,000	34,646,400	21,716,600	56,363,000	60,595,720	0
2.1.1.01.02.002	APORTES A LA SEGURIDAD SOCIAL EN SALU	82,845,760	0	0	82,845,760	33,530,600	6,547,100	40,077,700	33,530,600	6,547,100	40,077,700	24,695,500	15,382,200	40,077,700	42,768,060	0
2.1.1.01.02.003	APORTES DE CESANTIAS	161,041,269	0	0	161,041,269	50,391,052	0	50,391,052	50,391,052	0	50,391,052	50,391,052	0	50,391,052	110,650,217	0
2.1.1.01.02.003.01	CESANTIAS	101,041,269	0	0	101,041,269	12,311,523	0	12,311,523	12,311,523	0	12,311,523	12,311,523	0	12,311,523	88,729,746	0
2.1.1.01.02.003.02	INTERESES CESANTIAS	60,000,000	0	0	60,000,000	38,079,529	0	38,079,529	38,079,529	0	38,079,529	38,079,529	0	38,079,529	21,920,471	0
2.1.1.01.02.004	APORTES A CAJAS DE COMPENSACION FAMI	44,349,985	0	0	44,349,985	15,847,800	3,535,700	19,383,500	15,847,800	3,535,700	19,383,500	11,625,300	7,758,200	19,383,500	24,966,485	0
2.1.1.01.02.005	APORTES GENERALES AL SISTEMA DE RIESG	23,742,620	0	0	23,742,620	8,834,300	1,739,700	10,574,000	8,834,300	1,739,700	10,574,000	6,580,900	3,993,100	10,574,000	13,168,620	0
2.1.1.01.02.006	APORTES AL ICBF	33,262,489	0	0	33,262,489	11,886,800	2,652,200	14,539,000	11,886,800	2,652,200	14,539,000	8,719,600	5,819,400	14,539,000	18,723,489	0
2.1.1.01.02.007	APORTES AL SENA	22,174,992	0	0	22,174,992	7,926,200	1,768,600	9,694,800	7,926,200	1,768,600	9,694,800	5,814,500	3,880,300	9,694,800	12,480,192	0
2.1.1.01.03	REMUNERACIONES NO CONSTITUTIVAS DE I	44,762,702	20,979,861	0	65,742,563	17,542,691	16,204,500	33,747,191	17,542,691	16,204,500	33,747,191	17,542,691	16,204,500	33,747,191	31,995,372	0
2.1.1.01.03.001	PRESTACIONES SOCIALES	4,724,958	19,300,000	0	24,024,958	6,784,213	10,949,417	17,733,630	6,784,213	10,949,417	17,733,630	6,784,213	10,949,417	17,733,630	6,291,326	0
2.1.1.01.03.001.02	INDEMNIZACION DE VACACIONES	0	19,300,000	0	19,300,000	4,648,104	10,355,692	15,003,796	4,648,104	10,355,692	15,003,796	4,648,104	10,355,692	15,003,796	4,296,204	0

MES REPORTADO: JUNIO DEL 2022

RUBRO	NOMBRE	PRESUPUESTO Y MODIFICACIONES			COMPROMISOS			OBLIGACIONES			PAGOS			SALDO PRESUP	SALDO CxI	
		INICIAL	ADICIONES	REDUCC PRES .DEF.	MESES ANT.	DEL MES	TOTAL	MESES ANT.	DEL MES	TOTAL	MESES ANT.	DEL MES	TOTAL			
2.1.1.01.03.001.03	BONIFICACION ESPECIAL DE RECREACION	4,724,958	0	0	4,724,958	2,136,109	593,725	2,729,834	2,136,109	593,725	2,729,834	2,136,109	593,725	2,729,834	1,995,124	0
2.1.1.01.03.009	PRIMA TECNICA NO SALARIAL	10,037,744	1,679,861	0	11,717,605	4,305,878	855,083	5,160,961	4,305,878	855,083	5,160,961	4,305,878	855,083	5,160,961	6,556,844	0
2.1.1.01.03.020	ESTIMULOS A LOS EMPLEADOS DEL ESTAD	30,000,000	0	0	30,000,000	6,452,600	4,400,000	10,852,600	6,452,600	4,400,000	10,852,600	6,452,600	4,400,000	10,852,600	19,147,400	0
2.1.2	ADQUISICION DE BIENES Y SERVICIOS	1,692,550,000	844,207,539	0	2,536,757,539	1,570,555,517	356,499,205	1,927,054,722	1,104,872,435	361,583,420	1,466,455,855	1,103,420,435	363,035,420	1,466,455,855	609,702,817	0
2.1.2.01	ADQUISICION DE ACTIVOS NO FINANCIEROS	217,000,000	89,527,145	0	306,527,145	142,488,307	58,200,000	200,688,307	137,581,918	40,244,894	177,826,812	137,581,918	40,244,894	177,826,812	105,838,838	0
2.1.2.01.01	ACTIVOS FIJOS	217,000,000	89,527,145	0	306,527,145	142,488,307	58,200,000	200,688,307	137,581,918	40,244,894	177,826,812	137,581,918	40,244,894	177,826,812	105,838,838	0
2.1.2.01.01.001.02	EDIFICACIONES DISTINTAS A VIVIENDAS	60,000,000	0	0	60,000,000	30,000,000	20,000,000	50,000,000	27,955,106	2,044,894	30,000,000	27,955,106	2,044,894	30,000,000	10,000,000	0
2.1.2.01.01.001.02.08	EDIFICIOS RELACIONADOS CON SALUD	60,000,000	0	0	60,000,000	30,000,000	20,000,000	50,000,000	27,955,106	2,044,894	30,000,000	27,955,106	2,044,894	30,000,000	10,000,000	0
2.1.2.01.01.003	MAQUINARIA Y EQUIPO	157,000,000	89,527,145	0	246,527,145	112,488,307	38,200,000	150,688,307	109,626,812	38,200,000	147,826,812	109,626,812	38,200,000	147,826,812	95,838,838	0
2.1.2.01.01.003.03	MAQUINARIA DE OFICINA, CONTABILIDAD E	140,000,000	89,527,145	0	229,527,145	112,488,307	38,200,000	150,688,307	109,626,812	38,200,000	147,826,812	109,626,812	38,200,000	147,826,812	78,838,838	0
2.1.2.01.01.003.03.02	MAQUINARIA DE INFORMÁTICA Y SUS PARTE	140,000,000	89,527,145	0	229,527,145	112,488,307	38,200,000	150,688,307	109,626,812	38,200,000	147,826,812	109,626,812	38,200,000	147,826,812	78,838,838	0
2.1.2.01.01.003.03.02.01	COMPRA DE EQUIPO	80,000,000	55,000,000	0	135,000,000	51,790,000	15,800,000	67,590,000	51,790,000	15,800,000	67,590,000	51,790,000	15,800,000	67,590,000	67,410,000	0
2.1.2.01.01.003.03.02.02	MANTENIMIENTO ADQUISICION BIENES	60,000,000	34,527,145	0	94,527,145	60,698,307	22,400,000	83,098,307	57,836,812	22,400,000	80,236,812	57,836,812	22,400,000	80,236,812	11,428,838	0
2.1.2.01.01.003.07	EQUIPO DE TRANSPORTE	17,000,000	0	0	17,000,000	0	0	0	0	0	0	0	0	0	17,000,000	0
2.1.2.01.01.003.07.01	VEHICULOS AUTOMOTORES, REMOLQUES Y	17,000,000	0	0	17,000,000	0	0	0	0	0	0	0	0	0	17,000,000	0
2.1.2.02	ADQUISICIONES DIFERENTES DE ACTIVOS	1,475,550,000	754,680,394	0	2,230,230,394	1,428,067,210	298,299,205	1,726,366,415	967,290,517	321,338,526	1,288,629,043	965,838,517	322,790,526	1,288,629,043	503,863,979	0
2.1.2.02.01	MATERIALES Y SUMINISTROS	210,000,000	105,000,000	0	315,000,000	237,415,530	23,190,000	260,605,530	227,429,529	25,615,270	253,044,799	227,429,529	25,615,270	253,044,799	54,394,470	0
2.1.2.02.01.000	AGRICULTURA, SILVICULTURA Y PRODUCTO	15,000,000	0	0	15,000,000	14,999,950	0	14,999,950	14,999,950	0	14,999,950	14,999,950	0	14,999,950	50	0
2.1.2.02.01.002	PRODUCTOS ALIMENTICIOS, BEBIDAS Y TAB.	25,000,000	0	0	25,000,000	7,612,000	190,000	7,802,000	7,612,000	190,000	7,802,000	7,612,000	190,000	7,802,000	17,198,000	0
2.1.2.02.01.003	OTROS BIENES TRANSPORTABLES (EXCEPT	170,000,000	105,000,000	0	275,000,000	214,803,580	23,000,000	237,803,580	204,817,579	25,425,270	230,242,849	204,817,579	25,425,270	230,242,849	37,196,420	0
2.1.2.02.01.003.01	PAPELERIA	50,000,000	30,000,000	0	80,000,000	68,089,300	0	68,089,300	68,089,300	0	68,089,300	68,089,300	0	68,089,300	11,910,700	0
2.1.2.02.01.003.02	ELEMENTOS DE ASEO	60,000,000	45,000,000	0	105,000,000	89,946,480	0	89,946,480	89,946,480	0	89,946,480	89,946,480	0	89,946,480	15,053,520	0
2.1.2.02.01.003.03	COMBUSTIBLES Y LUBRICANTES	20,000,000	0	0	20,000,000	10,000,000	0	10,000,000	3,013,999	2,425,270	5,439,269	3,013,999	2,425,270	5,439,269	10,000,000	0
2.1.2.02.01.003.04	IMPRESOS Y PUBLICACIONES	40,000,000	30,000,000	0	70,000,000	46,767,800	23,000,000	69,767,800	43,767,800	23,000,000	66,767,800	43,767,800	23,000,000	66,767,800	232,200	0
2.1.2.02.02	ADQUISICION DE SERVICIOS	1,265,550,000	649,680,394	0	1,915,230,394	1,190,651,680	275,109,205	1,465,760,885	739,860,988	295,723,256	1,035,584,244	738,408,988	297,175,256	1,035,584,244	449,469,509	0
2.1.2.02.02.006	SERVICIOS DE ALOJAMIENTO; SERVICIOS DE	10,000,000	0	0	10,000,000	0	0	0	0	0	0	0	0	0	10,000,000	0
2.1.2.02.02.007	SERVICIOS FINANCIEROS Y SERVICIOS CONI	46,000,000	0	0	46,000,000	22,962,596	808,364	23,770,959	22,962,596	808,364	23,770,959	22,962,596	808,364	23,770,959	22,229,041	0
2.1.2.02.02.008	SERVICIOS PRESTADOS A LAS EMPRESAS Y	1,174,550,000	590,680,394	0	1,765,230,394	1,089,043,675	263,504,923	1,352,548,599	640,607,863	282,387,134	922,994,998	639,155,863	283,839,134	922,994,998	412,681,795	0
2.1.2.02.02.008.01	HONORARIOS Y SERVICIOS ADMINISTRATIV	650,000,000	223,146,394	0	873,146,394	515,342,000	260,146,100	775,488,100	348,275,000	200,703,100	548,978,100	348,275,000	200,703,100	548,978,100	97,658,294	0
2.1.2.02.02.008.02	VIGILANCIA Y ASEO	350,550,000	295,000,000	0	645,550,000	397,104,394	0	397,104,394	182,247,606	75,325,211	257,572,817	182,247,606	75,325,211	257,572,817	248,445,606	0
2.1.2.02.02.008.03	MANTENIMIENTO ADQUISICION SERVICIOS	152,000,000	61,534,000	0	213,534,000	153,284,142	0	153,284,142	86,772,118	3,000,000	89,772,118	85,320,118	4,452,000	89,772,118	60,249,858	0
2.1.2.02.02.008.04	TELECOMUNICACIONES	20,000,000	11,000,000	0	31,000,000	23,313,139	3,358,823	26,671,963	23,313,139	3,358,823	26,671,963	23,313,139	3,358,823	26,671,963	4,328,037	0

MES REPORTADO: JUNIO DEL 2022

RUBRO	NOMBRE	PRESUPUESTO Y MODIFICACIONES				COMPROMISOS			OBLIGACIONES			PAGOS			SALDO PRESUP	SALDO CxI
		INICIAL	ADICIONES	REDUCC	PRES .DEF.	MESES ANT.	DEL MES	TOTAL	MESES ANT.	DEL MES	TOTAL	MESES ANT.	DEL MES	TOTAL		
2.1.2.02.02.008.05	CAPACITACIONES	2,000,000	0	0	2,000,000	0	0	0	0	0	0	0	0	0	2,000,000	0
2.1.2.02.02.009	SERVICIOS PARA LA COMUNIDAD, SOCIALES	10,000,000	0	0	10,000,000	10,000,000	0	10,000,000	7,645,120	1,731,840	9,376,960	7,645,120	1,731,840	9,376,960	0	0
2.1.2.02.02.010	VIATICOS DE LOS FUNCIONARIOS EN COMISI	10,000,000	32,000,000	0	42,000,000	32,041,094	5,416,230	37,457,324	32,041,094	5,416,230	37,457,324	32,041,094	5,416,230	37,457,324	4,542,878	0
2.1.2.02.03	GASTOS IMPREVISTOS	15,000,000	27,000,000	0	42,000,000	36,604,315	5,379,688	41,984,003	36,604,315	5,379,688	41,984,003	36,604,315	5,379,688	41,984,003	15,997	0
2.1.8	GASTOS POR TRIBUTOS, TASAS, CONTRIBU	59,000,000	11,000,000	0	70,000,000	10,755,132	0	10,755,132	10,755,132	0	10,755,132	10,755,132	0	10,755,132	59,244,868	0
2.1.8.01	IMPUESTOS	30,000,000	0	0	30,000,000	0	0	0	0	0	0	0	0	0	30,000,000	0
2.1.8.01.52	IMPUESTO PREDIAL UNIFICADO	30,000,000	0	0	30,000,000	0	0	0	0	0	0	0	0	0	30,000,000	0
2.1.8.04	CONTRIBUCIONES	29,000,000	0	0	29,000,000	0	0	0	0	0	0	0	0	0	29,000,000	0
2.1.8.04.01	CUOTA DE FISCALIZACION Y AUDITAJE	25,000,000	0	0	25,000,000	0	0	0	0	0	0	0	0	0	25,000,000	0
2.1.8.04.07	CONTRIBUCION DE VIGILANCIA - SUPERINTE	4,000,000	0	0	4,000,000	0	0	0	0	0	0	0	0	0	4,000,000	0
2.1.8.05.01.004	SANCIONES ADMINISTRATIVAS	0	11,000,000	0	11,000,000	10,755,132	0	10,755,132	10,755,132	0	10,755,132	10,755,132	0	10,755,132	244,868	0
2.4.1	GASTOS DE PERSONAL	1,809,115,498	32,976,918	43,421,284	1,798,671,132	612,010,409	150,335,085	762,345,494	612,010,409	150,335,085	762,345,494	579,548,834	182,796,660	762,345,494	1,036,325,638	0
2.4.1.01	PLANTA DE PERSONAL PERMANENTE	1,809,115,498	32,976,918	43,421,284	1,798,671,132	612,010,409	150,335,085	762,345,494	612,010,409	150,335,085	762,345,494	579,548,834	182,796,660	762,345,494	1,036,325,638	0
2.4.1.01.01	FACTORES CONSTITUTIVOS DE SALARIO	1,310,995,356	32,976,918	43,421,284	1,300,550,990	455,570,332	120,101,870	575,672,202	455,570,332	120,101,870	575,672,202	463,575,657	122,096,545	575,672,202	724,878,788	0
2.4.1.01.01.001	FACTORES SALARIALES COMUNES	1,302,021,366	32,695,616	43,421,284	1,291,295,698	449,879,224	120,032,822	569,912,046	449,879,224	120,032,822	569,912,046	447,884,549	122,027,497	569,912,046	721,383,652	0
2.4.1.01.01.001.01	SUELDO BASICO	910,266,701	356,144	43,421,284	867,201,561	317,064,509	58,234,091	375,298,600	317,064,509	58,234,091	375,298,600	315,069,834	60,228,766	375,298,600	491,902,961	0
2.4.1.01.01.001.01.01	SUELDO BASICO	898,905,047	0	43,421,284	855,483,763	312,638,781	57,323,702	369,962,483	312,638,781	57,323,702	369,962,483	310,644,106	59,318,377	369,962,483	485,521,280	0
2.4.1.01.01.001.01.02	SOBRE SUELDO 15%	11,361,654	356,144	0	11,717,798	4,425,728	910,389	5,336,117	4,425,728	910,389	5,336,117	4,425,728	910,389	5,336,117	6,381,681	0
2.4.1.01.01.001.02	HORAS EXTRAS, DOMINICALES, FESTIVOS Y	95,780,000	0	0	95,780,000	41,680,016	7,819,461	49,499,477	41,680,016	7,819,461	49,499,477	41,680,016	7,819,461	49,499,477	46,280,523	0
2.4.1.01.01.001.04	SUBSIDIO DE ALIMENTACION	19,469,040	0	0	19,469,040	7,704,119	1,270,684	8,974,803	7,704,119	1,270,684	8,974,803	7,704,119	1,270,684	8,974,803	10,494,237	0
2.4.1.01.01.001.05	AUXILIO DE TRANSPORTE	0	32,339,472	0	32,339,472	13,180,842	2,046,604	15,227,446	13,180,842	2,046,604	15,227,446	13,180,842	2,046,604	15,227,446	17,112,026	0
2.4.1.01.01.001.06	PRIMA DE SERVICIO	52,327,647	0	0	52,327,647	0	41,776,287	41,776,287	0	41,776,287	41,776,287	0	41,776,287	41,776,287	10,551,360	0
2.4.1.01.01.001.07	BONIFICACION POR SERVICIOS PRESTADOS	36,862,465	0	0	36,862,465	32,471,142	140,609	32,611,751	32,471,142	140,609	32,611,751	32,471,142	140,609	32,611,751	4,250,714	0
2.4.1.01.01.001.08	PRESTACIONES SOCIALES	143,782,503	0	0	143,782,503	19,095,712	5,034,947	24,130,659	19,095,712	5,034,947	24,130,659	19,095,712	5,034,947	24,130,659	119,651,844	0
2.4.1.01.01.001.08.01	PRIMA DE NAVIDAD	100,155,490	0	0	100,155,490	0	388,075	388,075	0	388,075	388,075	0	388,075	388,075	99,767,415	0
2.4.1.01.01.001.08.02	PRIMA DE VACACIONES	43,627,013	0	0	43,627,013	19,095,712	4,646,872	23,742,584	19,095,712	4,646,872	23,742,584	19,095,712	4,646,872	23,742,584	19,884,429	0
2.4.1.01.01.001.09	PRIMA TECNICA SALARIAL	43,553,010	0	0	43,553,010	18,682,884	3,710,139	22,393,023	18,682,884	3,710,139	22,393,023	18,682,884	3,710,139	22,393,023	21,159,987	0
2.4.1.01.01.002	FACTORES SALARIALES ESPECIALES	8,973,990	281,302	0	9,255,292	5,691,108	69,048	5,760,156	5,691,108	69,048	5,760,156	5,691,108	69,048	5,760,156	3,495,136	0
2.4.1.01.01.002.06	PRIMAS EXTRAORDINARIAS (TECNICA)	8,973,990	281,302	0	9,255,292	5,691,108	69,048	5,760,156	5,691,108	69,048	5,760,156	5,691,108	69,048	5,760,156	3,495,136	0
2.4.1.01.02	CONTRIBUCIONES INHERENTES A LA N6MIN.	463,126,225	0	0	463,126,225	151,395,100	29,834,281	181,229,381	151,395,100	29,834,281	181,229,381	120,928,200	60,301,181	181,229,381	281,896,844	0
2.4.1.01.02.001	APORTES A LA SEGURIDAD SOCIAL EN PENS	129,009,663	0	0	129,009,663	69,417,700	8,708,700	78,124,400	69,417,700	8,708,700	78,124,400	57,989,300	20,135,100	78,124,400	50,885,263	0
2.4.1.01.02.002	APORTES A LA SEGURIDAD SOCIAL EN SALU	91,381,844	0	0	91,381,844	35,146,100	6,167,200	41,313,300	35,146,100	6,167,200	41,313,300	27,051,500	14,261,800	41,313,300	50,068,544	0
2.4.1.01.02.003	APORTES DE CESANTIAS	109,166,780	0	0	109,166,780	0	6,866,181	6,866,181	0	6,866,181	6,866,181	0	6,866,181	6,866,181	102,300,599	0

MES REPORTADO: JUNIO DEL 2022

RUBRO	NOMBRE	PRESUPUESTO Y MODIFICACIONES				COMPROMISOS			OBLIGACIONES			PAGOS			SALDO PRESUP	SALDO CxI
		INICIAL	ADICIONES	REDUCC	PRES .DEF.	MESES ANT.	DEL MES	TOTAL	MESES ANT.	DEL MES	TOTAL	MESES ANT.	DEL MES	TOTAL		
2.4.1.01.02.004	APORTES A CAJAS DE COMPENSACION FAMI	47,723,989	0	0	47,723,989	16,590,400	2,901,400	19,491,800	16,590,400	2,901,400	19,491,800	12,721,300	6,770,500	19,491,800	28,232,189	0
2.4.1.01.02.005	APORTES GENERALES AL SISTEMA DE RIESG	26,188,962	0	0	26,188,962	9,497,500	1,564,900	11,062,400	9,497,500	1,564,900	11,062,400	7,260,000	3,802,400	11,062,400	15,126,562	0
2.4.1.01.02.006	APORTES AL ICBF	35,792,992	0	0	35,792,992	12,444,400	2,176,400	14,620,800	12,444,400	2,176,400	14,620,800	9,542,400	5,078,400	14,620,800	21,172,192	0
2.4.1.01.02.007	APORTES AL SENA	23,861,995	0	0	23,861,995	8,299,000	1,451,500	9,750,500	8,299,000	1,451,500	9,750,500	6,363,700	3,386,800	9,750,500	14,111,495	0
2.4.1.01.03	REMUNERACIONES NO CONSTITUTIVAS DE I	34,993,917	0	0	34,993,917	5,044,977	398,934	5,443,911	5,044,977	398,934	5,443,911	5,044,977	398,934	5,443,911	29,550,006	0
2.4.1.01.03.001	PRESTACIONES SOCIALES	4,993,917	0	0	4,993,917	1,763,777	398,934	2,162,711	1,763,777	398,934	2,162,711	1,763,777	398,934	2,162,711	2,831,206	0
2.4.1.01.03.001.03	BONIFICACION ESPECIAL DE RECREACION	4,993,917	0	0	4,993,917	1,763,777	398,934	2,162,711	1,763,777	398,934	2,162,711	1,763,777	398,934	2,162,711	2,831,206	0
2.4.1.01.03.020	ESTIMULOS A LOS EMPLEADOS DEL ESTAD	30,000,000	0	0	30,000,000	3,281,200	0	3,281,200	3,281,200	0	3,281,200	3,281,200	0	3,281,200	26,718,800	0
2.4.5	GASTOS DE COMERCIALIZACION Y PRODUCT	2,053,914,672	1,062,008,944	36,611,693	3,079,311,923	2,097,403,515	657,933,907	2,755,337,422	1,602,962,975	312,677,541	1,915,640,516	1,602,962,975	312,677,541	1,915,640,516	323,974,501	0
2.4.5.01	MATERIALES Y SUMINISTROS	852,714,672	477,611,693	36,611,693	1,293,714,672	954,026,382	258,583,907	1,212,610,289	876,767,402	122,758,207	999,525,609	876,767,402	122,758,207	999,525,609	81,104,383	0
2.4.5.01.01	MINERALES; ELECTRICIDAD, GAS Y AGUA	203,714,672	49,000,000	0	252,714,672	217,426,560	33,517,310	250,943,870	217,426,560	33,517,310	250,943,870	217,426,560	33,517,310	250,943,870	1,770,802	0
2.4.5.01.02	PRODUCTOS ALIMENTICIOS, BEBIDAS Y TAB.	295,000,000	200,000,000	0	495,000,000	324,980,000	170,000,000	494,980,000	248,735,264	64,174,300	312,909,564	248,735,264	64,174,300	312,909,564	20,000	0
2.4.5.01.03	OTROS BIENES TRANSPORTABLES (EXCEPT	354,000,000	228,611,693	36,611,693	546,000,000	411,619,822	55,066,597	466,686,419	410,605,578	25,066,597	435,672,175	410,605,578	25,066,597	435,672,175	79,313,581	0
2.4.5.01.03.01	PRODUCTOS FARMACEUTICOS	150,000,000	150,268,634	0	300,268,634	202,168,634	54,700,000	256,868,634	201,357,294	24,700,000	226,057,294	201,357,294	24,700,000	226,057,294	43,400,000	0
2.4.5.01.03.02	MATERIAL PARA LABORATORIO	160,000,000	50,000,000	36,611,693	173,388,307	153,008,129	0	153,008,129	152,981,296	0	152,981,296	152,981,296	0	152,981,296	20,380,178	0
2.4.5.01.03.03	MATERIAL MEDICO QUIRURGICO	40,000,000	28,343,059	0	68,343,059	56,443,059	366,597	56,809,656	56,266,988	366,597	56,633,585	56,266,988	366,597	56,633,585	11,533,403	0
2.4.5.01.03.04	VAJILLA Y MENAJE	4,000,000	0	0	4,000,000	0	0	0	0	0	0	0	0	0	4,000,000	0
2.4.5.02	ADQUISICION DE SERVICIOS	1,201,200,000	584,397,251	0	1,785,597,251	1,143,377,133	399,350,000	1,542,727,133	726,195,573	189,919,334	916,114,907	726,195,573	189,919,334	916,114,907	242,870,118	0
2.4.5.02.08	SERVICIOS PRESTADOS A LAS EMPRESAS Y	1,201,200,000	584,397,251	0	1,785,597,251	1,143,377,133	399,350,000	1,542,727,133	726,195,573	189,919,334	916,114,907	726,195,573	189,919,334	916,114,907	242,870,118	0
2.4.5.02.08.01	MANTENIMIENTO HOSPITALARIO SERVICIOS	78,000,000	0	0	78,000,000	37,800,000	0	37,800,000	21,200,000	4,300,000	25,500,000	21,200,000	4,300,000	25,500,000	40,200,000	0
2.4.5.02.08.02	HONORARIOS Y SERVICIOS ASISTENCIALES	1,123,200,000	584,397,251	0	1,707,597,251	1,105,577,133	399,350,000	1,504,927,133	704,995,573	185,619,334	890,614,907	704,995,573	185,619,334	890,614,907	202,670,118	0

JESUS EMILIO RINCÓN VERA  
GERENTE ESE HMRS

MIGUEL ALEXANDER NOGUERA QUINTERO  
SUBGERENTE ESE HMRS

ALEXANDER ZAFRA LEPINEUZ  
PROFESIONAL ESPECIALIZADO